



VISION

T4x-SERIES SMART CAMERA

The new T4x-Series smart camera provides customers with outstanding performance in an industrialized and compact package. Equipped with a powerful 1.1 GHz processor, the T4x-Series performance is exceptional in value and functionality.

The T4x-Series comes in 3 different camera resolutions:

- T40 – 640 x 480 (VGA) resolution
- T47 – 2.0 Mega Pixel resolution
- T49 – 5.0 Mega Pixel resolution

all in a sealed, industrially hardened enclosure for maximum protection.

Combined with Impact software, the new generation T4x-Series delivers the most rugged and versatile smart camera solution in the market today.

HIGHLIGHTS

- IP67 Rated Enclosure with sealed connectors – No bulky ‘add on’ enclosure required for harsh environments
- Three High Quality CCD Resolution Sensor Options – Delivering reliable and stable image quality performance
- Can be run with or without an operator interface – For full turnkey integration capability or stand-alone use
- Complete Impact software toolset for ultimate programming flexibility – Ability to address any inspection and user interface needs through Impact software
- Complete communications support, including RS232 Serial, Ethernet and Discrete I/O – For easy data transfer to any industrial platform
- Real-time operating system – Offers highly deterministic timing for precise output of inspection results

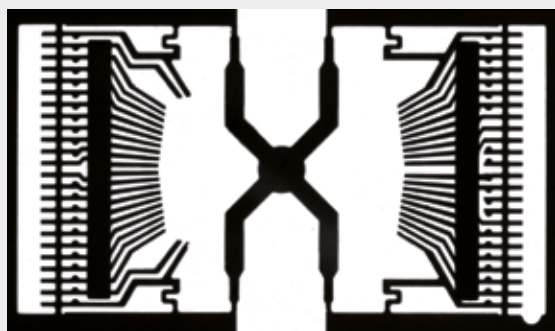
PRODUCT SPECIFICATIONS

	T40	T47	T49
Resolution	640 x 480 CCD	1600 x 1200 CCD	2448 x 2048 CCD
Pixel size	7.4 x 7.4 μ m	4.4 x 4.4 μ m	3.4 x 3.4 μ m
Imager size	1/3"	1/1.8"	2/3"
Lens mount	C-Mount		
Frames/sec	60	15	15
Processor	1.1 GHz TI Da Vinci		
Housing	Right Angle - IP67		
Housing dimensions maximum (LxWxH)	123 x 65 x 101 mm (4.84 x 2.55 x 3.98 in)		
Dedicated I/O	1 In / 1 Out		
Configurable I/O	1 In / 2 Out		
I/O optically isolated	YES		
External button	YES		
Power requirements	10-30 VDC 1 - 0.33 A	10-30 VDC 1.05 - 0.35 A	10-30 VDC 1.2 - 0.4 A
RS-232 serial	YES		
Ethernet	YES		
Storage	256 MB Flash		
RAM	512 MB		
Operating Temperature	0 to 50 °C		
Humidity (non-condensing)	0 to 90%		
Certifications	CE, CSA		

APPLICATIONS

Lot Code Verification

The T4x-Series smart camera series provides the right amount of software tools, processing power and sensor resolution to read and verify lot and date codes while being able to survive the harsh wash down environments of production lines. With our OCR software tool and sealed communication connectors, inspection data for product tracking and signaling can be quickly setup and easily transmitted to receiving devices such as PCs, PLCs, control systems, robots and other industrial devices.



Pattern Finding

The powerful pattern finding algorithm provides robust locating of unique shapes even when there are similar products in the inspection image. Light insensitive and scaling capable, this tool provides incredible results even in noisy images and is included as a standard software tool in the T4x-Series smart camera products.

Precision Repeating Measurement

Designed with high quality CCD sensors, locating and precision software measurement tools, the T4x-Series smart cameras can improve your efficiency by providing accurate and repeatable gauging data for hundreds of measurements - in only 10ths of a second.




HMI INTERFACE



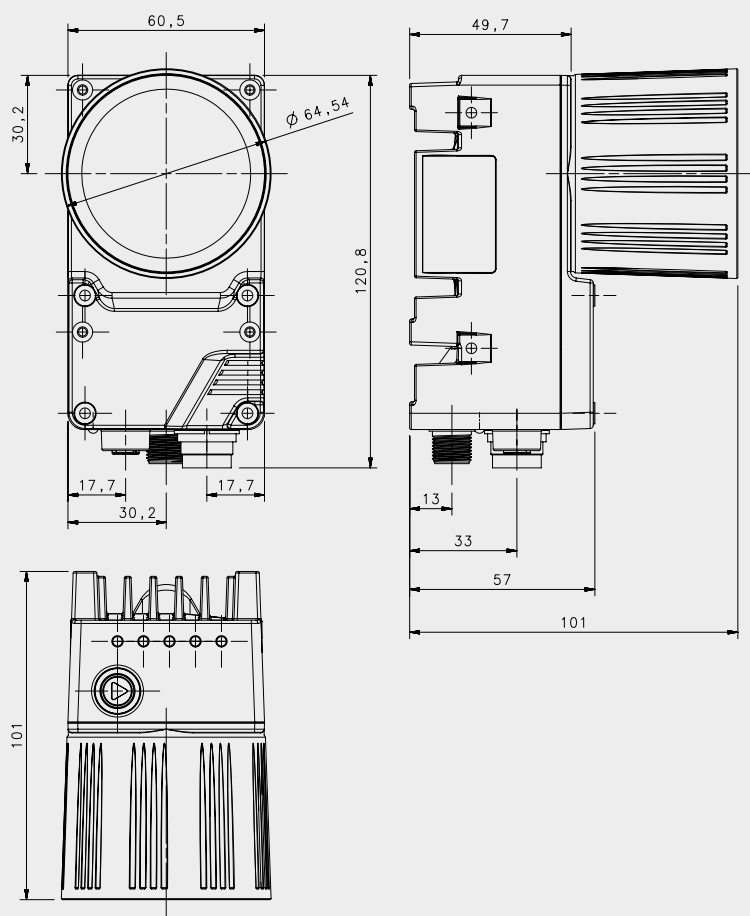
LED Color	Red	Yellow	Yellow	Yellow	Green
LED Function	Busy	Out 1	Out 2	Out 3	On Line

CONNECTORS



A - M16 Male 19 poles (I/O & Power)
B - M12 Female 8 poles A-Coded (Gigabit Ethernet)
C - M12 Male 8 poles A-Coded (Not Used)

DIMENSIONS



[mm]

MODEL SELECTION AND ORDER INFORMATION

MODEL	ORDER N°
T40, 640 x 480, 60 FPS, 1/3" CCD	959965001
T47, 1600 x 1200, 15 FPS, 1/1.8" CCD	959965002
T49, 2448 x 2048, 15 FPS, 2/3" CCD	959965003

ACCESSORY SELECTION AND ORDER INFORMATION

MODEL	DESCRIPTION	ORDER N°
OCR Software License	OCR software license	098-0223
CAB-SCS01 Cable, A30/T4x to CBX, 1M	T4x to CBX connection cable - 1 meter	95A906068
CAB-SCS03 Cable, A30/T4x to CBX, 3M	T4x to CBX connection cable - 3 meters	95A906069
CAB-SCS05 Cable, A30/T4x to CBX, 5M	T4x to CBX connection cable - 5 meters	95A906070
CAB-SCS10 Cable, A30/T4x to CBX, 10M	T4x to CBX connection cable - 10 meters	95A906071
CAB-GE01 M12-IP67 TO RJ45 1M	Gig-E ethernet cable - 1 meter	93A050034
CAB-GE03 M12-IP67 TO RJ45 3M	Gig-E ethernet cable - 3 meters	93A050035
CAB-GE05 M12-IP67 TO RJ45 5M	Gig-E ethernet cable - 5 meters	93A050036
CAB-GE10 M12-IP67 TO RJ45 10M	Gig-E ethernet cable - 10 meters	93A051389
I/O Board, A30/T4x, Female DB25, DIN Rail Mountable	I/O Board, DIN Rail Mountable	95A906346
CBX500 CONNECTION BOX MODULAR	CBX500 connection box	93A301068
CBX800 GATEWAY	CBX800 connection box	93A301077
BM300 PROFIBUS MODULE	Profibus module	93ACC1810
BM310 PROFIBUS IP65 MODULE	Profibus module with IP65 connector	93ACC1811
BA100 DIN RAIL ADAPTERS	CBX adapter for DIN rail mounting	93ACC1821
BA200 BOSCH ADAPTERS	CBX adapter for Bosch profile mounting	93ACC1822

Rev. 04, 02/2014



www.datalogic.com

The company endeavours to continuously improve and renew its products; for this reason the technical data and contents of this catalogue may undergo variations without prior notice. For correct installation and use, the company can guarantee only the data indicated in the instruction manual supplied with the products.