



# SLC4 & LP Series

## Compact Type 4 Safety Light Screens

- Small profile for tight spaces
- Basic and full-featured models
- Highly visible alignment and diagnostic indicators
- Available in two resolutions for finger or hand detection
- Lengths from 160 to 1250 mm
- End-to-end sensing design (no-blind zone)

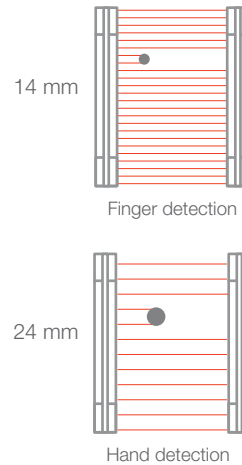


# Banner's Line of Compact Light Screens

## SLC4

- 2 meter range
- 14 and 24 mm resolution
- IP65 rated
- Defined areas from 160 to 320 mm in 80 mm increments
- Basic functionality with auto start/restart (trip output)
- Integral 300 mm M12 QD Pigtail included, brackets ordered separately

### Available in Two Resolutions



IP65 polycarbonate enclosure

Sturdy interior aluminum housing



End-to-end sensing design  
(no blind zone)

Bi color red/green status indicator  
shows if power is applied, and if  
safety outputs are ON or OFF

Low-profile compact  
package for smaller  
production machines

Intuitive bi-color red/green  
alignment and blocked zone  
indicator lights

Threaded inserts for  
end-mount brackets



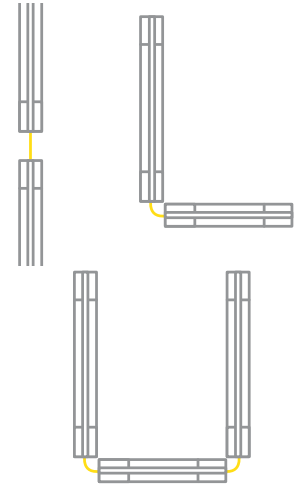
# LP Basic


- 4 meter range
- 14 and 25 mm resolution
- IP54 rated
- Defined areas from 270 to 690 mm in 140 mm increments
- Basic functionality auto start/restart (trip output)
- "RD" M12 pigtail and brackets ordered separately

# LP

- 7 meter range
- 14 and 25 mm resolution
- IP65 rated
- Defined areas from 270 to 1250 mm in 140 mm increments
- Auto (trip output) or Manual (latch output) start/restart
- Standard brackets included
- External Device Monitoring (EDM), scan codes, aux output, reduced resolution, and fixed blanking
- Cascading, ESD-Safe and integral muting models available

## Cascade Capable





### Challenge

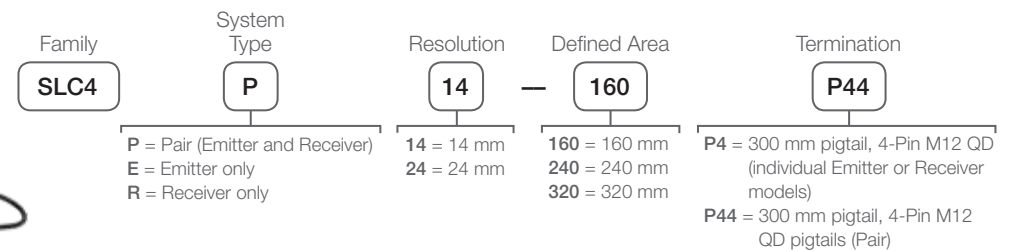
- Protect small machine openings without restricting operator's normal motion
- Simple mounting and machine integration
- Resist damage from contact with parts being loaded/unloaded

### Solution

- Compact 14 mm resolution for finger protection in lengths as short as 160 mm
- Versatile end brackets allow for simple mounting in tight spaces
- Tough polycarbonate shell with sturdy aluminum internal housing

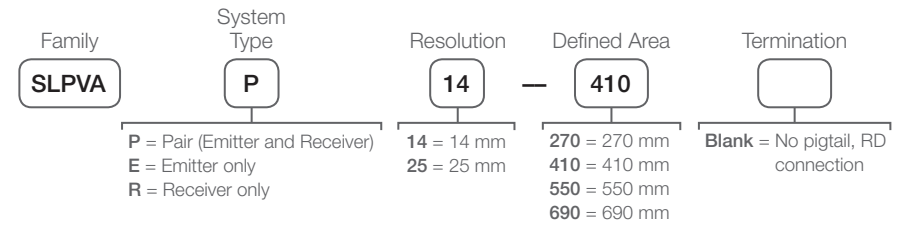


### SLC4 Models





## LP Basic Models

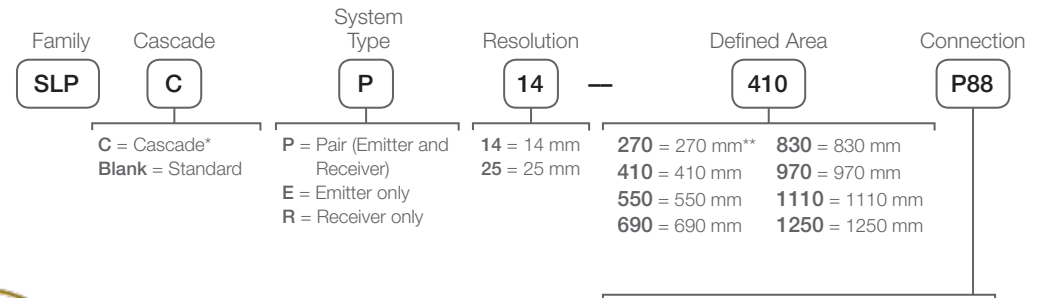



"RD" to M12 Pigtail  
Euro-Style M12 Male QD to LP Custom "RD" Connector

**DELPE-51D (5-pin)**  
0.3 m (1 ft)

**DELPE-81D (8-pin)**  
0.3 m (1 ft)

## LP Models



**P8** = 300 mm pigtail, 8-Pin M12 QD (individual Emitter or Receiver models)  
**P88** = 300 mm pigtail, 8-Pin M12 QD (on BOTH Emitter and Receiver models)  
**Blank** = no pigtail, RD connection (for RDLS-8..D or RDLS-5..D cordset)

\* 8-pin Connection required for cascade models and to enable EDM, Aux Output and Reset features  
 \*\* Not available for cascading

# Accessories

## SLC4 Brackets



- SLC4A-MBK-10**  
End Mount Bracket
- Rotation: +/- 20°
  - Includes 4 brackets and hardware
  - Glass-filled polycarbonate



- SLC4A-MBK-11**  
End Mount Bracket
- Rotation: Fixed
  - Includes 4 brackets and hardware
  - Glass-filled polycarbonate



- SLC4A-MBK-12**  
Side mount bracket
- Rotation: +/- 15°
  - Includes 2 brackets
  - Glass-filled polycarbonate

## LP Basic & LP Brackets



- LPA-MBK-10**  
End mount bracket
- Rotation: 40°
  - Includes 2 brackets and hardware
  - 8 ga. steel, black zinc-plated



- LPA-MBK-16**  
Side mount bracket
- Rotation: +15° and -20°
  - Includes 1 bracket and hardware
  - Black zinc die-cast



- LPA-MBK-11**  
Standard end mount bracket
- Rotation: 360 Degrees
  - Includes 2 brackets and hardware
  - 14 ga. steel, black zinc-plated
- Not included with LP Basic models



- LPA-MBK-12**  
Standard side mount bracket
- Rotation: +10° and -30°
  - Includes 1 bracket and hardware
  - 14 ga. steel, black zinc-plated
- Not included with LP Basic models

## LP Brackets for Cascade



- LPA-MBK-21**  
Pivoting cascade mounting bracket
- Includes 2 brackets and hardware
  - 14 ga. steel, black zinc-plated

Visit our website for additional bracket options and more details about the listed brackets

## Interface Options

### Safety Controllers



- XS26-2**  
**XS26-2d**  
**XS26-2e**  
**XS26-2de**
- Expandable safety controller supports up to eight I/O modules and programs easily using icon-based software



- SC26-2**  
**SC26-2d**  
**SC26-2e**  
**SC26-2de**
- Flexible, efficient safety controller has small footprint and programs easily using icon-based software

### Safety Modules



- UM-FA-9A**  
**UM-FA-11A**
- Monitors solid-state PNP OSSD safety outputs and provides latching (manual reset) function for applications requiring a reset



- IM-T-9A**  
**IM-T-11A**
- Interface Modules provide isolated safety output contacts for a solid-state output (OSSD) device. It requires monitoring with the External Device Monitoring (EDM) function



- MMD-TA-11B**  
**MMD-TA-12B**
- Muting modules suspend safeguarding during non-hazardous portion of the machine cycle

## 8-Pin Connections



RD Cordsets

<b>RDLP-815D</b> 4.6 m (15.1')	<b>RDLP-875</b> 23 m (75.5')
<b>RDLP-825D</b> 8 m (26.2')	<b>RDLP-8100</b> 30.5 m (100.1')
<b>RDLP-850D</b> 15.3 m (50.2')	



8-Pin M12/ Euro-Style

<b>QDE-815D</b> 4.5 m (15')	<b>QDE-875D</b> 22.8 m (75')
<b>QDE-825D</b> 7.6 m (25')	<b>QDE-8100D</b> 30.4 m (100')
<b>QDE-850D</b> 15.2 m (50')	



8-Pin Male M12 to Dual 8-Pin Female M12 Euro-Style Splitter

<b>CSB-M1280M1280</b> No trunk/ no branches	<b>DEE2R-81D</b> 0.3 m (1')	<b>DEE2R-830D</b> 9.1 m (30')
<b>CSB-M1281M1281</b> 0.3 m (1') trunk/2 x 0.3 m (1') branches	<b>DEE2R-83D</b> 0.9 m (3')	<b>DEE2R-850D</b> 15.2 m (50')
<b>CSB-M1288M1281</b> 2.44 m (8') trunk/2 x 0.3 m (1') branches	<b>DEE2R-88D</b> 2.5 m (8')	<b>DEE2R-875D</b> 22.9 m (75')
<b>CSB-M12815M1281</b> 4.57 m (15') trunk/2 x 0.3 m (1') branches	<b>DEE2R-812D</b> 3.6 m (12')	<b>DEE2R-8100D</b> 30.5 m (100')
<b>CSB-M12825M1281</b> 7.62 m (25') trunk/2 x 0.3 m (1') branches	<b>DEE2R-815D</b> 4.6 m (15')	
	<b>DEE2R-825D</b> 7.6 m (25')	

8-Pin M12/Euro-Style Double-Ended

<b>CSB-M1250M1250</b> No trunk/ no branches	<b>DEE2R-51D</b> 0.3 m (1')	<b>DEE2R-530D</b> 9.1 m (30')
<b>CSB-M1251M1251</b> 0.3 m (1') trunk/2 x 0.3 m (1') branches	<b>DEE2R-53D</b> 0.9 m (3')	<b>DEE2R-550D</b> 15.2 m (50')
<b>CSB-M1258M1251</b> 2.44 m (8') trunk/2 x 0.3 m (1') branches	<b>DEE2R-58D</b> 2.5 m (8')	<b>DEE2R-575D</b> 22.9 m (75')
<b>CSB-M12515M1251</b> 4.57 m (15') trunk/2 x 0.3 m (1') branches	<b>DEE2R-512D</b> 3.6 m (12')	<b>DEE2R-5100D</b> 30.5 m (100')
<b>CSB-M12525M1251</b> 7.62 m (25') trunk/2 x 0.3 m (1') branches	<b>DEE2R-515D</b> 4.6 m (15')	
	<b>DEE2R-525D</b> 7.6 m (25')	



5-Pin Male M12 to Dual 5-Pin Female M12 Euro-Style Splitter

<b>SLLP. - ...P55 with QDE-5..D</b>	<b>QDE-515D</b> 4.5 m (15')	<b>QDE-575D</b> 22.8 m (75')
	<b>QDE-525D</b> 7.6 m (25')	<b>QDE-5100D</b> 30.4 m (100')
	<b>QDE-550D</b> 15.2 m (50')	

## 5-Pin Connections



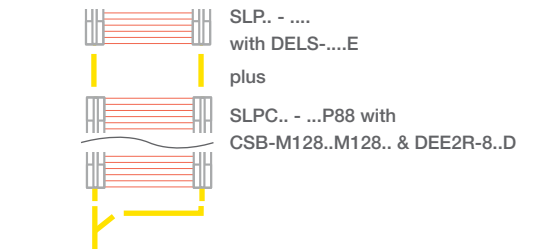
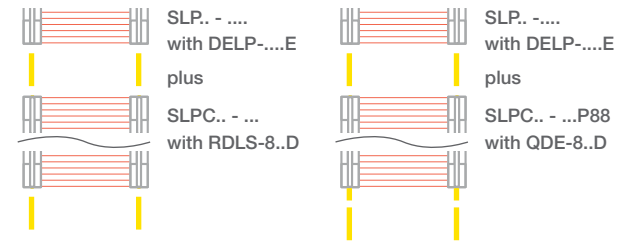
5-Pin M12/ Euro-Style

<b>SLLP. - ...P55 with QDE-5..D</b>	<b>QDE-515D</b> 4.5 m (15')	<b>QDE-575D</b> 22.8 m (75')
	<b>QDE-525D</b> 7.6 m (25')	<b>QDE-5100D</b> 30.4 m (100')
	<b>QDE-550D</b> 15.2 m (50')	

5-Pin M12/Euro-Style Double-Ended

<b>DEE2R-51D</b> 0.3 m (1')	<b>DEE2R-530D</b> 9.1 m (30')
<b>DEE2R-53D</b> 0.9 m (3')	<b>DEE2R-550D</b> 15.2 m (50')
<b>DEE2R-58D</b> 2.5 m (8')	<b>DEE2R-575D</b> 22.9 m (75')
<b>DEE2R-512D</b> 3.6 m (12')	<b>DEE2R-5100D</b> 30.5 m (100')
<b>DEE2R-515D</b> 4.6 m (15')	
<b>DEE2R-525D</b> 7.6 m (25')	

## Cascade Connections



Double-Ended RD to RD Cordsets

<b>DELP-110E</b> 0.05 m (0.2')	<b>DELP-118E</b> 2.5 m (8.2')	<b>DELP-1150E</b> 15.3 m (50.2')
<b>DELP-111E</b> 0.3 m (1')	<b>DELP-1115E</b> 4.6 m (15.1')	<b>DELP-1175E</b> 23 m (75.5')
<b>DELP-113E</b> 1 m (3.3')	<b>DELP-1125E</b> 8 m (26.2')	<b>DELP-11100E</b> 30.5 m (100.1Dave's')

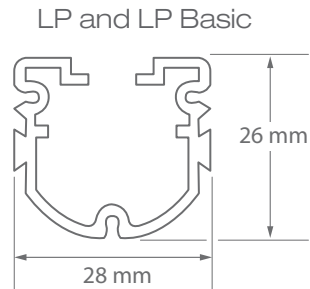
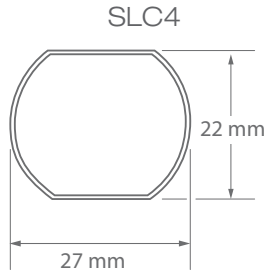
## Alignment Aids for LP and LP Basic





Model	Description
<b>LAT-1-LP</b>	Self-contained visible-beam laser tool for aligning any LP emitter/receiver pair. Includes Laser, LAT Mounting Clip, Reflective Target Material

Model	Description
<b>LPA-LAT-1</b>	Clip On Target for LAT Includes Reflective Target and LAT Mounting Clip
<b>LPA-LAT-2</b>	Replacement clip for attaching LAT and Reflector

# Specifications



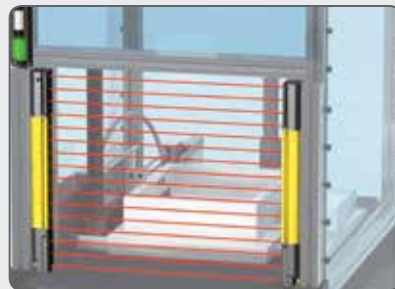
<b>Operating Range</b>	SLC4: 0.1 to 2 m (4 in to 6.5 ft) LP Basic: 0.1 to 4 m (4 in to 13 ft) LP: 0.1 m to 7 m (4 in to 23 ft)	<b>Supply Voltage at the Device</b>	24 V dc $\pm$ 15% (use a SELV-rated power supply according to EN IEC 60950)
<b>Resolution</b>	SLC4: 14 mm or 24 mm, depending on model LP Basic, LP: 14 mm or 25 mm, depending on model	<b>Short Circuit Protection</b>	All inputs and outputs are protected from short circuits to +24 V dc or dc common
<b>Output</b>	SLC4: Two redundant solid-state outputs (OSSD) 24 V dc, 0.3 A max. per OSSD LP Basic, LP: Two redundant solid-state outputs (OSSD) 24 V dc, 0.5 A max. per OSSD	<b>Electrical Safety Class</b>	III (per IEC 61140: 1997)
<b>Environmental Rating</b>	SLC4, LP: IEC IP65 LP Basic: IEC IP54	<b>Safety Rating</b>	Type 4 per IEC 61496-1, -2 Category 4 PL e per EN ISO13849-1 SIL3 per IEC 61508; SIL CL3 per IEC 62061
<b>Operating Conditions</b>	SLC4: -20 to +55 °C (-4 to +131 °F) LP Basic, LP: 0 to +55 °C (+32 to +131 °F) 95% maximum relative humidity (non-condensing)	<b>Dimensions (mm)</b>	SLC4: 26.7 W x 22.1 D LP and LP Basic: 26 W x 28 D Height varies by model
		<b>Certifications</b>	SLC4:   LP Basic, LP:  

Banner offers intuitive, easy-to-use safety light screens for a wide variety of safety applications



**HEAVY-DUTY TYPE 4**

Robust safety light curtains for harsh industrial environments.




**COMPACT TYPE 4**

Compact safety light curtains for safety in tight spaces.



**PERIMETER GUARDING TYPE 4**

One to four beam safety light devices.



**TYPE 2**

Cost-effective safety light curtain for lower risk applications.



PN 205109 rev. B

© 2019 Banner Engineering Corp. Minneapolis, MN USA

1-888-373-6767

[www.bannerengineering.com](http://www.bannerengineering.com)

**BANNER**<sup>®</sup>  
more sensors, more solutions