



Fiber Optic Sensing Solutions

BANNER[®]
more sensors, more solutions







Contents

| | |
|-------------------------------|----|
| Fiber Amplifiers | 4 |
| General Purpose | 6 |
| Application Specific | 8 |
| Applications | 10 |
| Fiber Optics | 16 |
| Vantage Line | 18 |
| Array & Slot | 20 |
| Heavy Duty | 22 |
| Tight Bend | 24 |
| Retractable | 25 |
| Liquid Level | 26 |
| High Temperature | 27 |

What is a Fiber Optic System?



Considerations for Choosing Fiber Optic Technology

Fiber Optic systems are comprised of a fiber amplifier and optical fibers. The amplifier, or sensor, emits, receives, and converts the light energy into an electrical signal. Individual fiber optic assemblies simply guide light from the amplifier to a sensing location, or from the sensing location back to the amplifier.

Think of an optical fiber as being similar to a garden hose: like a hose transports water, the fiber transports light from one end to the other.


The main advantage of fiber optic sensors is the versatility. Fibers are typically used because of space constraints, hostile environments, or lack of power at the sensing location. Since the fiber amplifier is a separate piece, it can be mounted and powered remotely.

Banner Engineering has the largest portfolio of fiber optic assemblies in the Industry. We have over 1,000 different fibers to meet every space, environment and sensing requirement.

Typical Applications for Fiber Optics

- Punch presses
- Vibratory feeders
- Conveyors
- Pill counting
- Small object detection
- Leading edge detection
- Ovens
- Semiconductor processing equipment
- Robotic arms and moving machines
- Edge guiding
- Hazardous locations
- Final inspection stations

Why Fiber Optics?



Compact Size for Tight Sensing Locations

- The small size and flexibility allow positioning and mounting in tight spaces
- Plastic fiber optic assemblies are usually single strands of optical fiber and can be routed into extremely tight areas
- Plastic fibers also survive well under repeated flexing
- Pre-coiled plastic fiber optics are available for sensing applications on reciprocating mechanisms

Reliable Performance in Harsh or Explosive Environments

- Fibers can be constructed to survive in areas with corrosive material or extreme moisture and are immune to electrical noise
- Fiber optics contain no electrical circuitry and have no moving parts, so they can safely “pipe” light into and out of hazardous sensing locations
- Most glass fiber optic assemblies are very rugged and perform reliably in extreme temperatures
- Sheathing materials such as polypropylene, Teflon®, and stainless steel are used to shield both plastic and glass fiber optic assemblies in harsh environments
- Optical fibers are low in mass, enabling fiber optic assemblies to withstand high levels of vibration and mechanical shock

















Flexibility to Meet a Wide Variety of Application Requirements

- Some fiber optics have bendable probes that can be optimally shaped to the physical and optical requirements of a specific application
- Specialty fibers are available for water detection, clear object detection, or for vacuum feed-through areas

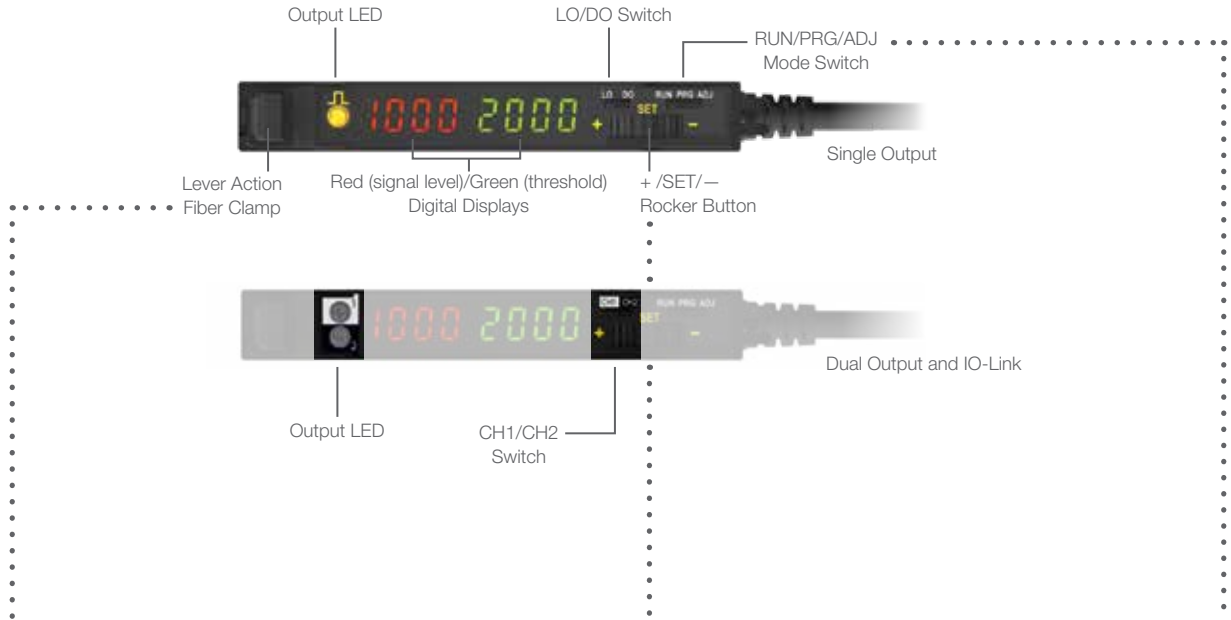
Overview of DF-G Series Amplifiers



- The DF-G Series is an easy-to-use DIN-rail-mountable fiber optic sensor.
- It provides high-performance sensing in low-contrast applications.
- The sensor's compact housing has dual digital displays (Red/Green) and a bright output LED for easy programming and status monitoring during operation.
- Specifications are available on page 15 or on www.bannerengineering.com


| | DF-G1 | DF-G2 | DF-G3 |
|-------------------------------|-----------------------------------------------------------------------------------------------------|-----------------------------------------------------------------------------------------------------|------------------------------------------------------------------------------------------------------------|
| Outputs |  Discrete |  Discrete |  Discrete and Analog |
| LED Colors |  |  |  |
| IO-Link |  IO-Link® |  IO-Link® |  IO-Link® |
| Light Intensity Receiver |  | | |
| Small Object Counting | |  | |
| Extremely Fast Response Speed | |  | |
| High Power | | |  |
| Water Detection | | |  |

Simple user interface. Highly visible dual display. Easy sensor set up.



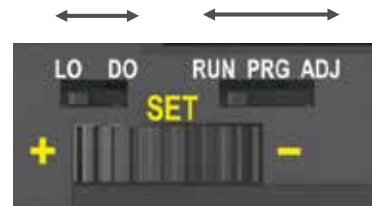
• • Lever Action Fiber Clamp

- Push lever downward to open
- Upward to close



User Interface

- Light Operate and Dark Operate Slide Switch is easy to see and change the selection
- Run, Program and Adjust Mode Switch
 - RUN locks out changes
 - PROGRAM (PRG) allows for full sensor configuration
 - ADJUST (ADJ) enables threshold adjust and teaching



Rocker Button

- Three position Jog Switch
 - Rocker Switch (+) and (-) precisely adjusts thresholds and easily navigate menus
 - Press to click initiates Teach and SETs, and allow selection of displayed menu



General Purpose Amplifiers

DF-G1: Single Discrete Output

| Sensing Beam Color | Connection | Range | NPN Model | PNP Model |
|--------------------|---------------------------------------------------------|-----------------------------------------------------------------------------------------------------------------------------------|-------------|-------------|
| Visible red | 2 m | Range varies by response speed used, gain setting, target light source intensity, ambient light level and with fiber optics used. | DF-G1-NS-2M | DF-G1-PS-2M |
| | 9 m | | DF-G1-NS-9M | DF-G1-PS-9M |
| | 150 mm (6 in) PVC pigtail, M8 Pico connector, 4-pin | | DF-G1-NS-Q3 | DF-G1-PS-Q3 |
| | 150 mm (6 in) PVC pigtail, M12 Euro QD connector, 4-pin | | DF-G1-NS-Q5 | DF-G1-PS-Q5 |
| | Integral M8 Pico, 4-pin | | DF-G1-NS-Q7 | DF-G1-PS-Q7 |

DF-G2: High-Speed Single Discrete Output

| Sensing Beam Color | Connection | Range | NPN Model | PNP Model |
|--------------------|---------------------------------------------------------|-----------------------------------------------------------------------------------------------------------------------------------|-------------|-------------|
| Visible red | 2 m | Range varies by response speed used, gain setting, target light source intensity, ambient light level and with fiber optics used. | DF-G2-NS-2M | DF-G2-PS-2M |
| | 9 m | | DF-G2-NS-9M | DF-G2-PS-9M |
| | 150 mm (6 in) PVC pigtail, M8 Pico connector, 4-pin | | DF-G2-NS-Q3 | DF-G2-PS-Q3 |
| | 150 mm (6 in) PVC pigtail, M12 Euro QD connector, 4-pin | | DF-G2-NS-Q5 | DF-G2-PS-Q5 |
| | Integral M8 Pico, 4-pin | | DF-G2-NS-Q7 | DF-G2-PS-Q7 |

DF-G3: High-Power Single Discrete Output

| Sensing Beam Color | Connection | Range | NPN Model | PNP Model |
|--------------------|---------------------------------------------------------|-----------------------------------------------------------------------------------------------------------------------------------|-------------|-------------|
| Visible red | 2 m | Range varies by response speed used, gain setting, target light source intensity, ambient light level and with fiber optics used. | DF-G3-NS-2M | DF-G3-PS-2M |
| | 9 m | | DF-G3-NS-9M | DF-G3-PS-9M |
| | 150 mm (6 in) PVC pigtail, M8 Pico connector, 4-pin | | DF-G3-NS-Q3 | DF-G3-PS-Q3 |
| | 150 mm (6 in) PVC pigtail, M12 Euro QD connector, 4-pin | | DF-G3-NS-Q5 | DF-G3-PS-Q5 |
| | Integral M8 Pico, 4-pin | | DF-G3-NS-Q7 | DF-G3-PS-Q7 |

A model with a QD connector requires a mating cordset

DF-G3: High-Power Dual Independent Discrete Outputs

| Sensing Beam Color | Connection | Range | NPN Model | PNP Model |
|--------------------|---------------------------------------------------------|-----------------------------------------------------------------------------------------------------------------------------------|-------------|-------------|
| Visible red | 2 m | Range varies by response speed used, gain setting, target light source intensity, ambient light level and with fiber optics used. | DF-G3-ND-2M | DF-G3-PD-2M |
| | 9 m | | DF-G3-ND-9M | DF-G3-PD-9M |
| | 150 mm (6 in) PVC pigtail, M8 Pico connector, 5-pin | | DF-G3-ND-Q3 | DF-G3-PD-Q3 |
| | 150 mm (6 in) PVC pigtail, M12 Euro QD connector, 5-pin | | DF-G3-ND-Q5 | DF-G3-PD-Q5 |
| | Integral M8 Pico, 5-pin | | DF-G3-ND-Q7 | DF-G3-PD-Q7 |

DF-G3: High-Power One Analog and One Discrete Output

| Sensing Beam Color | Connection | Analog Output | Range | NPN Model | PNP Model |
|--------------------|-----------------------------------------------|--------------------|-----------------------------------------------------------------------------------------------------------------------------------|-------------|-------------|
| Visible red | 2 m | Voltage: 0-10 V DC | Range varies by response speed used, gain setting, target light source intensity, ambient light level and with fiber optics used. | DF-G3-NU-2M | DF-G3-PU-2M |
| | 9 m | Voltage: 0-10 V DC | | DF-G3-NU-9M | DF-G3-PU-9M |
| | 150 mm (6 in) PVC pigtail, M8 Pico, 5-pin | Voltage: 0-10 V DC | | DF-G3-NU-Q3 | DF-G3-PU-Q3 |
| | 150 mm (6 in) PVC pigtail, M12 Euro, 5-pin | Voltage: 0-10 V DC | | DF-G3-NU-Q5 | DF-G3-PU-Q5 |
| | Integral M8 Pico, 6-pin | Voltage: 0-10 V DC | | DF-G3-NU-Q7 | DF-G3-PU-Q7 |
| Visible red | 2 m | Current: 4-20 mA | Range varies by response speed used, gain setting, target light source intensity, ambient light level and with fiber optics used. | DF-G3-NI-2M | DF-G3-PI-2M |
| | 9 m | Current: 4-20 mA | | DF-G3-NI-9M | DF-G3-PI-9M |
| | 150 mm (6 in) PVC pigtail, M8 Pico, 5-pin | Current: 4-20 mA | | DF-G3-NI-Q3 | DF-G3-PI-Q3 |
| | 150 mm (6 in) PVC pigtail, M12 Euro QD, 5-pin | Current: 4-20 mA | | DF-G3-NI-Q5 | DF-G3-PI-Q5 |
| | Integral M8 Pico, 6-pin | Current: 4-20 mA | | DF-G3-NI-Q7 | DF-G3-PI-Q7 |

A model with a QD connector requires a mating cordset\

Application Specific Amplifiers

DF-G1 Light Intensity Receiver

| Connection* | Range | NPN Models | PNP Models |
|-------------|-----------------------------------------------------------------------------------------------------------------------------------|-------------|-------------|
| 2 m | Range varies by response speed used, gain setting, target light source intensity, ambient light level and with fiber optics used. | DF-G1-NR-2M | DF-G1-PR-2M |

DF-G2 Small Object Counter

| Connection* | Sensing Beam Color | Window Size | NPN Models | PNP Models** |
|-------------|--------------------|----------------------------------------|-------------|--------------|
| 2 m | Visible red | Determined by the fiber optic assembly | DF-G2-NC-2M | DF-G2-PC-2M |

See page 20 for a sample of array fibers

DF-G2 Color LED

| Connection* | Sensing Beam Color | Range | NPN Models | PNP Models |
|-------------|-----------------------|---------------------------|---------------|---------------|
| 2 m | Infrared [†] | 190% of Visible Red Range | DF-G2IR-NS-2M | DF-G2IR-PS-2M |
| 2 m | Broad spectrum white | 50% of Visible Red Range | DF-G2W-NS-2M | DF-G2W-PS-2M |
| 2 m | Visible green | 60% of Visible Red Range | DF-G2G-NS-2M | DF-G2G-PS-2M |
| 2 m | Visible blue | 70% of Visible Red Range | DF-G2B-NS-2M | DF-G2B-PS-2M |

DF-G3 Water Detection

| Connection* | Sensing Beam Color | Range ^{††} | Output | NPN Models | PNP Models |
|-------------|--------------------------------------|---------------------|------------------------------|----------------|----------------|
| 2 m | Long infrared (1450 nm) [†] | 900 mm | Voltage: 0-10 V DC, Discrete | DF-G3LIR-NU-2M | DF-G3LIR-PU-2M |
| 2 m | Long infrared (1450 nm) [†] | 900 mm | Current: 4-20 mA, Discrete | DF-G3LIR-NI-2M | DF-G3LIR-PI-2M |
| 2 m | Long infrared (1450 nm) [†] | 900 mm | Single Discrete | DF-G3LIR-NS-2M | DF-G3LIR-PS-2M |
| 2 m | Long infrared (1450 nm) [†] | 900 mm | Dual Discrete | DF-G3LIR-ND-2M | DF-G3LIR-PD-2M |

A model with a QD connector requires a mating cordset

* Connector options:

- For 9 m cable, change the suffix **2M** to **9M** in the 2 m model number (example, **DF-G3LIR-NU-9M**)
- For 150 mm (6 in) PVC, M8 Pico QD connector, 4-pin change the suffix **2M** to **Q3** in the 2 m model number (example, **DF-G3LIR-NU-Q3**)
- For 150 mm (6 in) PVC, M12 Euro QD connector, 4-pin change the suffix **2M** to **Q5** in the 2 m model number (example, **DF-G3LIR-NU-Q5**)
- For integral M8 Pico QD connector, 4-pin change the suffix **2M** to **Q7** in the 2 m model number (example, **DF-G3LIR-NU-Q7**)

** Includes Health Mode Output

[†] Excess gain = 1, Long Range response speed, opposed mode sensing. PIT46U plastic fiber used for visible LED models, IT.83.3ST5M6 glass fiber used for IR model

^{††} IR models require T5 terminated glass fiber optic cables



DF-G Fiber Amplifiers with IO-Link

The DF-G Series has a simple user interface to ensure easy sensor set-up and programming via displays and switches/buttons, remote input teach wire or IO-Link.

DF-G1

| Connection* | Sensing Beam Color | Range | Output | Model* |
|--------------------------------------------|--------------------|-----------------------------------------------------------------|-------------------------------------------------------------------|-------------|
| 150 mm (6 in) PVC pigtail, M12 Euro, 5-pin | Visible red | Range varies by Speed Selection used and with fiber optics used | Dual complementary outputs: - 1 push-pull (IO-Link) - 1 PNP | DF-G1-KS-Q5 |

DF-G2

| Connection* | Sensing Beam Color | Range** | Channel 1 Output | Channel 2 Output | Model* |
|--------------------------------------------|--------------------|---------|--------------------|--------------------|---------------|
| 150 mm (6 in) PVC pigtail, M12 Euro, 5-pin | Visible red | 1100 mm | IO-Link, push/pull | PNP only, or input | DF-G2-KD-Q5 |
| 150 mm (6 in) PVC pigtail, M12 Euro, 5-pin | Infrared† | 2100 mm | IO-Link, push/pull | PNP only, or input | DF-G2IR-KD-Q5 |

DF-G3

| Connection* | Sensing Beam Color | Range** | Channel 1 Output | Channel 2 Output | Model* |
|--------------------------------------------|--------------------|---------|--------------------|--------------------|---------------|
| 150 mm (6 in) PVC pigtail, M12 Euro, 5-pin | Visible red | 3000 mm | IO-Link, push/pull | PNP only, or input | DF-G3-KD-Q5 |
| 150 mm (6 in) PVC pigtail, M12 Euro, 5-pin | Infrared† | 6000 mm | IO-Link, push/pull | PNP only, or input | DF-G3IR-KD-Q5 |

A model with a QD connector requires a mating cordset


* Connector options:

- For 2 m cable, change the suffix **Q5** to **2M** in the **Q5** model number (example, **DF-G3-KD-9M**)
- For 9 m cable, change the suffix **Q5** to **9M** in the **Q5** model number (example, **DF-G3-KD-9M**)
- For 150 mm (6 in) PVC, M8 Pico QD connector, 4-pin change the suffix **Q5** to **Q3** in the **Q5** model number (example, **DF-G3-KD-Q3**)
- For integral M8 Pico QD connector, 4-pin change the suffix **Q5** to **Q7** in the **Q5** model number (example, **DF-G3-KD-Q7**)

** Excess gain = 1, Long Range response speed, opposed mode sensing, **PIT46U** plastic fiber used for visible LED models, **IT.83.3ST5M6** glass fiber used for IR model

† IR models require T5 terminated glass fiber optic cables

Fiber Optic Applications



Web Monitoring/Splice Detection

Challenge

- Material texture, color, or finish vary
- Dusty environment
- Easy setup

Key Features

- Variety of opposed mode fiber arrays for edge guiding
- High excess gain with auto thresholding
- Option for mid-point teach mode

Featured Solution

Amplifier: DF-G2-PS-2M
Fiber: PIT43TSL5-VL

Key Benefits

- Opposed mode fiber arrays minimize effects of changing textures, colors, or transparencies
- Able to burn through dust and compensate for dust that settles on fibers
- Mid-point teach learns the optimal web position with an easy single-point teach



Liquid Level Detection

Challenge

- Detect liquid level in transparent or different color vials and bottles
- Limited space to mount a sensor

Key Features

- Detect water-based liquids inside translucent or opaque plastic and glass containers
- Compatible with standard glass fibers with T5 termination

Featured Solution

Amplifier: DF-G3LIR-PS-2M
(Water Detection Sensor)
Fiber: IT43ST5-VL (pair)

Key Benefits

- Reduce product waste by detecting under-filled vials early in the packaging process
- Quick and simple installation with many small fiber optic bundle styles to choose from



Light Intensity Detection

Challenge

- Verify correct assembly and function of automotive indicator lights

Key Features

- Designed to detect light emission from a wide variety of sources - 410 nm to near infrared

Featured Solution


Amplifier: DF-G1-PR-Q5
Fiber: PIT46U-VL

Key Benefits

- Quality improvement and return reduction
- Quick and simple installation with many small fiber optic bundle styles to choose from

Related Applications

- Appliance lighting
- LED indicators on equipment
- Window tint verification
- Dashboard lighting verification



High-Speed Small Object Detection

Challenge

- Tablets move at high speed
- Small tablets are hard to detect

Featured Solution

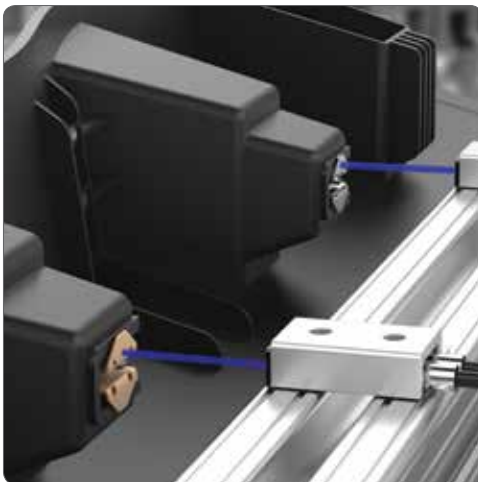
Amplifier: DF-G2-PC-2M (small object counter)
Fiber: PFCVA-10X25-E

Key Features

- Automatic Gain Compensation (AGC) algorithm compensates for dust build-up on fiber optics
- Fiber optic array can detect objects as small as 2 mm in diameter

Key Benefits

- Increase the time between scheduled maintenance by extending the counting cycle and maintain count accuracy as dust increases during production
- Improve process flexibility by detecting even the smallest tablet in a large 40 mm area



Blue LEDs for Low Contrast Detection

Challenge

- Detecting presence and correct clips used in a door panel assembly

Featured Solution

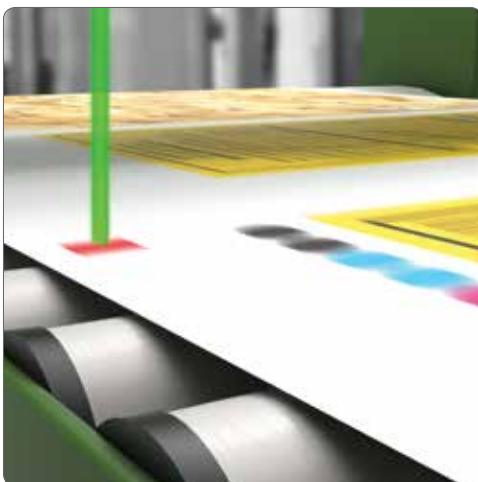
Amplifier: DF-G2B-PS-Q5 (Blue LED)
Fiber: PBL46U

Key Features

- Blue LED optimal for detecting silver and gold clips in place
- Can easily differentiate and verify correct color clip used since gold clips reflect less blue light than silver

Key Benefits

- Highly reliable and cost-effective solution to reduce errors and rejects
- Diffuse lensed fibers provide small, bright spot



Green LEDs for Registration Mark Detection

Challenge

- Accurately detect red registration mark on roll of packaging
- Product passes at high speed

Featured Solution

Amplifier: DF-G2G-PS-2M
Fiber: PBT23U-VL

Key Features

- 10 μ s response time

Key Benefits

- Green LED creates optimal contrast with red registration mark



High Temperature – Leading Edge Detection

Challenge

- Temperature is above the limit for most plastic fibers

Key Features

- Glass fiber assemblies are suitable for high temp applications up to 249° C
- Stainless steel sheathing protects cable jacket from abrasion and high temperature

Featured Solution

Amplifier: DF-G1-PS-Q3
Fiber: One pair of IT46ST5-VL

Key Benefits

- Thermal process applications
- For sensing near manufacturing ovens
- Manufacturing of solar panels, colored glass and ceramics
- Widest selection of plastic and glass fibers for high temp applications



Long-Range Detection in a Hazardous/Dirty Area

Challenge

- Detecting correct product placement in harsh environment, fibers get coated in oil and dirt
- Cables can be abraded or cut

Key Features


- With extended range of DF-G3 amplifier, fibers can be placed much farther away and still reliably detect correct positioning

Featured Solution

Amplifier: DF-G3-PS-Q5
Fiber: PIT46TMB5

Key Benefits

- No build-up of dirt and oil on fiber amplifier because it is out of the area
- STEEL SKIN fibers offer protection to the cabling



Fill Level Detection – Water Bottles

Challenge

- Difficult to consistently detect the top edge of clear water in a variety of bottles

Key Features

- Banner's DF-G3LIR water sensor employs a unique LED that can clear detect water-based liquids

Featured Solution

Amplifier: Two DF-G3LIR-PS-2M
Fiber: Two pairs of IT43ST5-VL with L2 Lens

Key Benefits

- Regardless of the bottle color or texture, the DF-G3LIR water sensors will see the clear water-based liquids inside



Precise Positioning

Challenge

- Detect leading edge of board to trigger adhesive application
- Then verify that adhesive was applied properly to trays of IC chips

Key Features


- Fast response speed
- Small spot size

Featured Solution

Amplifier: Two DF-G3-PD-2M
Fiber: Two PBT23UM4-VL Diffuse Reflective

Key Benefits

- Accurate leading edge detection
- Prevents product waste by assuring glue was applied



Edge Guiding

Challenge

- Incorrect winding causes major issues with assembly and increased downtime to fix the film

Key Features


- Compact fibers can sense very slight changes in position

Featured Solution

Amplifier: DF-G3-PU-Q5
Fiber: PGIRS66U-100

Key Benefits

- The DF-G3 fiber optic amplifier used with plastic array fibers detects the edges of the film and guides it into proper position



Detecting Presence of Clear Photomask – Semiconductor Manufacturing

Challenge

- Clear object in a confined space

Key Features

- Convergent Beam Fiber can detect glass regardless of color or transparency
- Form factor (right angle) of fiber fits in a confined space
- 6 mm focus point with tight depth of field

Featured Solution

Amplifier: DF-G1-PS-Q7
Fiber: P32-C6

Key Benefits

- Solution is extremely robust based on optical contrast

Fiber Amplifier Accessories



SA-DIN-BRACKET
to mount DF-G without DIN rail



SA-DIN-CLAMP
end clamps for DIN rail



DIN-35-70: 70 mm
DIN-35-105: 105 mm
DIN-35-140: 140 mm
DIN-35-180: 180 mm
DIN-35-220: 220 mm

pre-cut DIN Rail



4-pin Euro QD
(for ..Q5 models)

Straight connector models listed; for right-angle, add **RA** to the end of the model number (ex, **MQDC-406RA**)

MQDC-406
2 m (6')
MQDC-415
5 m (15')
MQDC-430
9 m (30')



5-pin Euro QD
(for ..Q5 models)

Straight connector models listed; for right-angle, add **RA** to the end of the model number (ex, **MQDC1-506RA**)

MQDC1-506
2 m (6')
MQDC1-515
5 m (15')
MQDC1-530
9 m (30')



4-Pin Pico QD
(for ..Q7 and ..Q3 models)

Straight snap-lock coupling

PKG4-2
2 m (6')
PKG4-5
2 m (15')



5-Pin Threaded Pico QD
(for ..Q7 and ..Q3 models)

Threaded straight connector

PKG5M-2
2 m (6')
PKG5M-5
5 m (15')
PKG5M-9
9 m (30')

Pico QD (for ..Q7 and ..Q3 models)

Right-angle snap-lock coupling

PKW4Z-2
2 m (6')
PKW4Z-5
2 m (15')

Pico QD (for ..Q7 and ..Q3 models)

Threaded right-angle connector

PKW5M-2
2 m (6')
PKW5M-5
5 m (15')
PKW5M-9
9 m (30')



6-Pin Pico QD
(for ..Q7 and ..Q3 models)

Straight snap-lock coupling

PKG6Z-2
2 m (6')
PKG6Z-9
9 m (30')



4-Pin Threaded Pico QD
(for ..Q7 and ..Q3 models)

Threaded straight connector

PKG4M-2
2 m (6')
PKG4M-5
2 m (15')
PKG4M-9
9 m (30')

Pico QD (for ..Q7 and ..Q3 models)

Right-angle snap-lock coupling

PKW6Z-2
2 m (6')
PKW6Z-9
9 m (30')

Pico QD (for ..Q7 and ..Q3 models)

Threaded right-angle connector

PKW4M-2
2 m (6')
PKW4M-5
2 m (15')
PW4MM-9
9 m (30')



Fiber Optics

What Are Fiber Optics?

Fiber optics are used to transmit light energy over long distances. Optical fibers are thin, transparent strands of optical quality glass or plastic that can be as thin as a strand of hair. In photoelectric sensing, these fibers are used to transmit and/or receive light from the LED of a sensor.

Plastic Fiber Optic Assemblies

Plastic fiber optics usually have a large, monofilament core which comes in a single strand of fiber optic.

Advances in LED technology have improved the performance and range of plastic fiber optic sensing systems to the point that they are nearly equivalent to glass fibers. Plastic fibers are a versatile, cost-effective choice for many fiber optic sensing applications.




Advantages:

- Less expensive
- Allow less signal attenuation
- More flexible
- Survive well under repeated flexing
- Can be cut to length in the field
- Can be routed into extremely tight areas

Glass Fiber Optic Assemblies

Most glass fiber optic assemblies are very rugged and perform reliably in extreme temperatures, corrosive or vacuum chamber environments. Glass fiber optic assemblies can transmit both visible and infrared light, where plastic fiber optics can only transmit visible light. A common problem experienced with glass fibers is breakage of the individual strands resulting from sharp bending or continued flexing, as occurs on reciprocating mechanisms. Banner glass fibers with a T5 connection are compatible with DF-G plastic amplifiers.



Advantages

- Powerful and very rugged
- Can carry infrared light to provide longer range
- Reliable in extreme temperatures and harsh environments

A full line of glass fibers and compatible amplifiers are available on www.bannerengineering.com



Vantage Line

See page 18

Problem solving fibers that solve a majority of common applications. Most models feature a PVC overmolded flex relief.



Array & Slot

See page 20

Array fibers are ideal for small part counting and detecting objects at any point in the sensing area. Slot fibers are ideal for web guiding and edge detection.



Heavy Duty

See page 22


Heavy duty fiber models resist kinking, cutting and abrasion and are ideal for places where the fibers are exposed to repeated stress.



Tight Bend

See page 24

Able to be bent to a tight radius for limited space set-ups and difficult-to-access locations.



Retractable

See page 25

Designed for linear motion applications where the fiber is repeatedly moved back and forth. The cable is coiled and can offer a full range of movement without a tangle of loose cable.



Liquid Level

See page 26

Easily detect liquids with tube mounted fiber assemblies, special wavelength infrared light, or liquid probes.



High Temperature

See page 27

Glass fibers specially terminated for use in the DF-G Fiber Amplifiers. Can withstand temperatures up to 315 °C – much higher than plastic fibers. For thermal process applications, areas near ovens or high heat.



Accessories

See page 28

Screw on lenses to focus the light beam are available for a variety of fibers. Also available are special brackets for mounting and fiber cutters to custom fit fiber cables to the application.



Vantage Line Fibers

- OEM friendly packaging
- No fiber cutter included
- Opposed models come as a pair

Opposed Fibers

| Fiber Head | Description | Minimum Bend Radius | Typical Range* (mm) | Fiber Length | Model |
|----------------------------------------------------------------------------------------------------|---------------------------------------------------------------------------------------------------------------------------------------------------------------------------------------------------------------------------------------|---------------------|---------------------|---------------------------------------------------------------------------------------|-----------------|
|  M6 | <ul style="list-style-type: none"> • Plastic fiber with flex relief • Integrated glass lens • 20 mm spot size at 100 mm • Threaded Stainless steel | 15 mm | DF-G1 1260 | 1 m | PITL23UM6-VL |
| | | | DF-G2 1760 |  | PITL26UM6-VL |
| | | | DF-G3 4000 | 2 m | |
|  M4 | <ul style="list-style-type: none"> • Plastic fiber with flex relief • Integrated glass lens • 30 mm spot size at 100 mm • Threaded Stainless steel | 15 mm | DF-G1 670 | 1 m | PITL23UM4-VL |
| | | | DF-G2 1765 |  | PITL26UM4-VL |
| | | | DF-G3 4000 | 2 m | |
|  M3 | <ul style="list-style-type: none"> • Plastic fiber with flex relief • 0.5 mm core diameter • Threaded nickel plated brass | 15 mm | DF-G1 80 | 1 m | PIT23U-VL |
| | | | DF-G2 205 |  | PIT26U-VL |
| | | | DF-G3 750 | 2 m | |
|  M4 | <ul style="list-style-type: none"> • Plastic fiber with flex relief • 0.5 mm core diameter • Threaded nickel plated brass • M2.6 threaded lens mount | 15 mm | DF-G1 65 | 1 m | PIT23UM4-VL |
| | | | DF-G2 170 |  | PIT26UM4-VL |
| | | | DF-G3 630 | 2 m | |
|  M3 | <ul style="list-style-type: none"> • Plastic fiber with flex relief • 1 mm core diameter • Threaded nickel plated brass | 25 mm | DF-G1 245 | 1 m | PIT43UM3-VL |
| | | | DF-G2 640 |  | PIT46UM3-VL |
| | | | DF-G3 2320 | 2 m | |
|  M4 | <ul style="list-style-type: none"> • Plastic fiber with flex relief • 1 mm core diameter • Threaded nickel plated brass • M2.6 threaded lens mount | 25 mm | DF-G1 220 | 1 m | PIT43U-VL |
| | | | DF-G2 590 |  | PIT46U-VL |
| | | | DF-G3 2140 | 2 m | |
|  M4 | <ul style="list-style-type: none"> • Plastic fiber with flex relief • 1 mm core diameter • Threaded Stainless Steel • M2.6 threaded lens mount | 25 mm | DF-G1 170 | 1 m | PIAT43UTA-VL |
| | | | DF-G2 455 |  | PIAT46UTA-VL |
| | | | DF-G3 1660 | 2 m | |
|  M4 | <ul style="list-style-type: none"> • Plastic fiber with flex relief • 1 mm core diameter • Threaded Stainless Steel • M2.6 threaded lens mount | 2 mm | DF-G1 190 | 1 m | PIAT43UHFTA-VL |
| | | | DF-G2 500 |  | PIAT46UHFTA-VL |
| | | | DF-G3 1850 | 2 m | |
|  M4 | <ul style="list-style-type: none"> • Stainless monocoil jacket • 1 mm core diameter • Threaded Stainless Steel • M2.6 threaded lens mount | 25 mm | DF-G1 240 | 1 m | PIT43TSL5-VL |
| | | | DF-G2 630 |  | PIT46TSL5-VL |
| | | | DF-G3 2300 | 2 m | |
|  M4 | <ul style="list-style-type: none"> • Stainless monocoil jacket • 1 mm core diameter • Threaded Stainless Steel • M2.6 threaded lens mount | 25 mm | DF-G1 60 | 1 m | PIAT43TSL5TA-VL |
| | | | DF-G2 150 |  | PIAT46TSL5TA-VL |
| | | | DF-G3 560 | 2 m | |
|  PIR1X323T-VL | <ul style="list-style-type: none"> • Plastic fiber with flex relief • 30 x 0.25 mm core diameter • Plastic housing • Smallest detectable object 2 mm** • 14.5 mm wide sensing area | 60 mm | DF-G1 230 | 1 m | PIR1X323T-VL |
| | | | DF-G2 600 |  | PIR1X326T-VL |
| | | | DF-G3 2180 | 2 m | |

 Cut to custom length

* Typical range shown is with a 2 m model

** Smallest detectable object achievable with emitter and receiver spaced 50 mm apart

Diffuse Fibers

| Fiber Head | Description | Minimum Bend Radius | Typical Range* (mm) | Fiber Length | Model |
|----------------------------------------------------------------------------------------------|-----------------------------------------------------------------------------------------------------------------------------------------------------------------------------------------------------------------------------|---------------------|---------------------|---------------------------------------------------------------------------------------|-----------------|
|  M3 | <ul style="list-style-type: none"> Plastic fiber with flex relief 0.5 mm core diameter Threaded nickel plated brass | 15 mm | DF-G1 25 | 1 m | PBT23U-VL |
| | | | DF-G2 70 |  | PBT26U-VL |
| | | | DF-G3 250 | 2 m | |
|  M4 | <ul style="list-style-type: none"> Plastic fiber with flex relief 0.5 mm core diameter Threaded nickel plated brass | 15 mm | DF-G1 25 | 1 m | PBT23UM4-VL |
| | | | DF-G2 60 |  | PBT26UM4-VL |
| | | | DF-G3 230 | 2 m | |
|  M6 | <ul style="list-style-type: none"> Plastic fiber with flex relief 1 mm core diameter Threaded nickel plated brass | 25 mm | DF-G1 75 | 1 m | PBT43U-VL |
| | | | DF-G2 200 |  | PBT46U-VL |
| | | | DF-G3 715 | 2 m | |
|  M6 | <ul style="list-style-type: none"> Plastic fiber with flex relief 1 mm core diameter Threaded Stainless Steel | 25 mm | DF-G1 45 | 1 m | PBAT43UTA-VL |
| | | | DF-G2 120 |  | PBAT46UTA-VL |
| | | | DF-G3 440 | 2 m | |
|  M6 | <ul style="list-style-type: none"> Plastic fiber with flex relief 1 mm core diameter Threaded Stainless Steel | 2 mm | DF-G1 55 | 1 m | PBAT43UHFTA-VL |
| | | | DF-G2 140 |  | PBAT46UHFTA-VL |
| | | | DF-G3 520 | 2 m | |
|  M6 | <ul style="list-style-type: none"> Stainless monocoil jacket 1 mm core diameter Threaded Stainless Steel | 25 mm | DF-G1 80 | 1 m | PBT43TSL5-VL |
| | | | DF-G2 200 |  | PBT46TSL5-VL |
| | | | DF-G3 740 | 2 m | |
|  M6 | <ul style="list-style-type: none"> Stainless monocoil jacket 1 mm core diameter Threaded Stainless Steel | 25 mm | DF-G1 30 | 1 m | PBAT43TSL5TA-VL |
| | | | DF-G2 90 |  | PBAT46TSL5TA-VL |
| | | | DF-G3 315 | 2 m | |
|  PBR1X | <ul style="list-style-type: none"> Plastic fiber with flex relief 32 x 0.25 mm core diameter Plastic housing Smallest detectable object 1 mm** 14.5 mm wide sensing area | 25 mm | DF-G1 55 | 1 m | PBR1X323U-VL |
| | | | DF-G2 140 |  | PBR1X326U-VL |
| | | | DF-G3 515 | 2 m | |

 Cut to custom length


* Typical range shown is with a 2 m model

** Smallest detectable object measured using a metal pin with BRT-92x92CB retro-reflector placed 50 mm from fiber face

Plastic Fiber Cutter



PFC-4 (qty 1)
PFC-4-100 (qty 100)



Array and Slot Fibers

- Small part counting applications
- Edge guiding applications
- Quick and easy setup and alignment



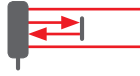
| Fiber Head | Description | Minimum Bend Radius | Typical Range* (mm) | Fiber Length | Model |
|------------|-------------------------------------------------------------------------------------------------------------------------------------------------------------------------------------------------------------------------------|---------------------|--------------------------------------|----------------|----------------------------------|
| | <ul style="list-style-type: none"> • Sold as a pre-mounted pair • 16 x 0.25 mm core diameter • Smallest detectable object 3 mm** • Sensing area 25 x 25 mm | 5 mm | 25 | 2 m | PFCVA-25X25-E |
| | <ul style="list-style-type: none"> • Sold as a pre-mounted pair • 16 x 0.25 mm core diameter • Smallest detectable object 1.5 mm** • Sensing area 10 x 25 mm | 5 mm | 25 | 2 m | PFCVA-10X25-S |
| | <ul style="list-style-type: none"> • Plastic fiber with flex relief • Sold as a pair • Plastic housing • Smallest detectable object 2 mm** • 14.5 mm wide sensing area | 60 mm | DF-G1 230 DF-G2 600 DF-G3 2180 | 1 m 2 m | PIR1X323T-VL PIR1X326T-VL |
| | <ul style="list-style-type: none"> • Sold as a pair • Protective die-cast zinc housing • Smallest detectable object 1.5 mm** • 40 mm wide sensing area | 40 mm | DF-G1 220 DF-G2 570 DF-G3 2090 | 2 m | PGIRS66U-40 |
| | <ul style="list-style-type: none"> • Sold as a pair • Protective die-cast zinc housing • Smallest detectable object 3 mm** • 100 mm wide sensing area | 40 mm | DF-G1 220 DF-G2 570 DF-G3 2090 | 2 m | PGIRS66U-100 |
| | <ul style="list-style-type: none"> • Plastic fiber with flex relief • Sold as a pair • Metal housing • Smallest detectable object 1.25 mm** • 40 mm wide sensing area | 60 mm | DF-G1 215 DF-G2 560 DF-G3 2045 | 2 m | PIRSL1X326T5-40 |
| | <ul style="list-style-type: none"> • Sold as a pair • Aluminium housing • Smallest detectable object 0.5 mm** • Ideal for compact web guiding • 5.25 mm wide sensing area | 5 mm | DF-G1 190 DF-G2 495 DF-G3 1800 | 2 m | PIRS1X166U |
| | <ul style="list-style-type: none"> • Sold as a pair • Aluminium housing • Smallest detectable object 0.75 mm** • Ideal for compact web guiding • 5.25 mm wide sensing area | 5 mm | DF-G1 185 DF-G2 485 DF-G3 1770 | 2 m | PIRS1X166U |

Cut to custom length

* Typical range shown is with a 2 m model

** Smallest detectable object achievable with emitter and receiver spaced 50 mm apart

Diffuse Fibers



| Fiber Head | Description | Minimum Bend Radius | Typical Range* (mm) | Fiber Length | Model | |
|------------|----------------------------------------------------------------------------------------------------------------------------------------------------------------------------------------|---------------------|---------------------|--------------|--------------|--|
| | <ul style="list-style-type: none"> Plastic fiber with flex relief Plastic housing Smallest detectable object 1 mm 14.5 mm wide sensing area | 25 mm | DF-G1 55 | 1 m | PBR1X323U-VL | |
| | | | DF-G2 140 | | | |
| | | | DF-G3 515 | 2 m | PBR1X326U-VL | |
| | <ul style="list-style-type: none"> Aluminum housing Smallest detectable object 0.25 mm** 10.9 mm wide sensing area | 5 mm | DF-G1 60 | 2 m | PBR1X326U | |
| | | | DF-G2 160 | | | |
| | | | DF-G3 575 | | | |
| | <ul style="list-style-type: none"> Aluminium housing Smallest detectable object 0.25 mm** 10.9 mm wide sensing area | 5 mm | DF-G1 50 | 2 m | PBR1X326U | |
| | | | DF-G2 125 | | | |
| | | | DF-G3 450 | | | |
| | <ul style="list-style-type: none"> Plastic fiber with flex relief Metal housing Smallest detectable object 0.25 mm** 20 mm wide sensing area | 25 mm | DF-G1 30 | 2 m | PBRSL1X326U | |
| | | | DF-G2 75 | | | |
| | | | DF-G3 275 | | | |

Cut to custom length

* Typical range shown is with a 2 m model

** Smallest detectable object measured using a metal pin with BRT-92x92CB retro-reflector placed 50mm from fiber face

Slot Fibers

| Fiber Head | Description | Minimum Bend Radius | Slot Width (mm) | Fiber Length | Model |
|------------|-----------------------------------------------------------------------------------------------------------------------------------------------------------|---------------------|-----------------|--------------|-----------------|
| | <ul style="list-style-type: none"> Plastic fiber with flex relief Metal housing 32 beams Ideal for edge guiding | 60 mm | 20 mm | 2 m | PDIRS1X326T5-20 |
| | <ul style="list-style-type: none"> Plastic housing Single beam | 2 mm | 12 mm | 2 m | PDIS46UM12 |
| | <ul style="list-style-type: none"> Plastic housing Single beam | 8 mm | 5 mm | 2 m | PDIS16UM5 |










Cut to custom length



Heavy Duty Fibers

- Resist kinking, cutting and snagging
- Opposed models come as a pair
- STEELSKIN sheathing allows for protection with a tight bend radius









Opposed Fibers

| Fiber Head | Description | Minimum Bend Radius | Typical Range* (mm) | Fiber Length | Model | |
|------------------------------------------------------------------------------------------|----------------------------------------------------------------------------------------------------------------------------------------------------------------------------------------------------------------------------------------|---------------------|---------------------|--------------|------------------|------------|
|  M4 | <ul style="list-style-type: none"> • Plastic fiber • 1 mm core diameter • STEELSKIN sheathing • Threaded Stainless steel • M2.6 threaded lens mount | 12 mm | DF-G1 175 | 1 m | PIAT43TMB5 | |
| | | | DF-G2 460 | 2 m | | PIAT46TMB5 |
| | | | DF-G3 1690 | | | |
|  | <ul style="list-style-type: none"> • Plastic fiber • 1 mm core diameter • STEELSKIN sheathing • Stainless steel Ferrule tip | 12 mm | DF-G1 185 | 1 m | PIF43TMB5 | |
| | | | DF-G2 490 | 2 m | PIF46TMB5 | |
| | | | DF-G3 1780 | | | |
|  | <ul style="list-style-type: none"> • Plastic fiber • 1 mm core diameter • STEELSKIN sheathing • 51 mm Stainless steel side-view probe | 12 mm | DF-G1 125 | 1 m | PIPS43TMB5 | |
| | | | DF-G2 330 | 2 m | PIPS46TMB5 | |
| | | | DF-G3 1200 | | | |
|  | <ul style="list-style-type: none"> • Plastic fiber • Smallest detectable object 1 mm** • STEELSKIN sheathing • Aluminium side-view array • 10 mm wide sensing area | 12 mm | DF-G1 210 | 1 m | PIRS1X163TMB5M.4 | |
| | | | DF-G2 555 | 2 m | PIRS1X166TMB5M.4 | |
| | | | DF-G3 2025 | | | |
|  | <ul style="list-style-type: none"> • Plastic fiber with flex relief • Smallest detectable object 3.5 mm** • STEELSKIN sheathing • Plastic side-view array • 56 mm wide sensing area | 12 mm | DF-G1 190 | 2 m | PIRS1X166TMB5M2 | |
| | | | DF-G2 490 | | | |
| | | | DF-G3 1800 | | | |
|  M3 | <ul style="list-style-type: none"> • Plastic fiber • 0.5 mm core diameter • STEELSKIN sheathing • Threaded Stainless steel | 12 mm | DF-G1 50 | 1 m | PIT23TMB5M3 | |
| | | | DF-G2 140 | 2 m | PIT26TMB5M3 | |
| | | | DF-G3 510 | | | |
|  M4 | <ul style="list-style-type: none"> • Plastic fiber • 1 mm core diameter • STEELSKIN sheathing • Threaded Stainless steel • M2.5 threaded lens mount | 12 mm | DF-G1 185 | 1 m | PIT43TMB5 | |
| | | | DF-G2 490 | 2 m | PIT46TMB5 | |
| | | | DF-G3 1775 | | | |
|  M4 | <ul style="list-style-type: none"> • Stainless monocoil jacket • 1 mm core diameter • Threaded Stainless Steel • M2.6 threaded lens mount | 25 mm | DF-G1 240 | 1 m | PIT43TSL5-VL | |
| | | | DF-G2 630 | 2 m | PIT46TSL5-VL | |
| | | | DF-G3 2300 | | | |
|  M4 | <ul style="list-style-type: none"> • Stainless monocoil jacket • 1 mm core diameter • Threaded Stainless Steel • M2.6 threaded lens mount | 25 mm | DF-G1 60 | 1 m | PIAT43TSL5TA-VL | |
| | | | DF-G2 150 | 2 m | PIAT46TSL5TA-VL | |
| | | | DF-G3 560 | | | |

* Typical range shown is with a 2 m model

** Smallest detectable object achievable with emitter and receiver spaced 50 mm apart

Diffuse Fibers

| Fiber Head | Description | Minimum Bend Radius | Typical Range* (mm) | Fiber Length | Model |
|-------------------------------------------------------------------------------------------|----------------------------------------------------------------------------------------------------------------------------------------------------------------------------------------|---------------------|---------------------|--------------|-----------------|
|  M6 | <ul style="list-style-type: none"> Plastic fiber 0.5 mm core diameter STEELSKIN sheathing Threaded Stainless steel | 12 mm | DF-G1 40 | 1 m | PBAT43TMB5MTA |
| | | | DF-G2 110 | 2 m | PBAT46TMB5MTA |
| | | | DF-G3 400 | | |
|  M3 | <ul style="list-style-type: none"> Coaxial Plastic fiber 0.5 mm & 9 x 0.25 mm core diameter STEELSKIN sheathing Threaded Stainless steel | 12 mm | DF-G1 30 | 1 m | PBCT23TMB5 |
| | | | DF-G2 75 | 2 m | PBCT26TMB5 |
| | | | DF-G3 275 | | |
|  M4 | <ul style="list-style-type: none"> Coaxial Plastic fiber 0.5 mm & 9 x 0.25 mm core diameter STEELSKIN sheathing Threaded Stainless steel | 12 mm | DF-G1 30 | 1 m | PBCT23TMB5M4 |
| | | | DF-G2 75 | 2 m | PBCT26TMB5M4 |
| | | | DF-G3 275 | | |
|  M4 | <ul style="list-style-type: none"> Coaxial Plastic fiber 0.5 mm & 9 x 0.25 mm core diameter STEELSKIN sheathing Threaded Stainless steel | 12 mm | DF-G1 20 | 1 m | PBCT23TMB5MTA |
| | | | DF-G2 55 | 2 m | PBCT26TMB5MTA |
| | | | DF-G3 200 | | |
|  | <ul style="list-style-type: none"> Plastic fiber 1 mm core diameter STEELSKIN sheathing 51 mm Stainless steel side-view probe | 12 mm | DF-G1 35 | 1 m | PBPS43TMB5 |
| | | | DF-G2 90 | 2 m | PBPS46TMB5 |
| | | | DF-G3 340 | | |
|  M6 | <ul style="list-style-type: none"> Plastic fiber 1 mm core diameter Stainless monocoil jacket Threaded Stainless steel | 25 mm | DF-G1 125 | 1 m | PBT43TSL5-VL |
| | | | DF-G2 325 | 2 m | PBT46TSL5-VL |
| | | | DF-G3 1190 | | |
|  M6 | <ul style="list-style-type: none"> Plastic fiber 1 mm core diameter Stainless monocoil jacket Threaded Stainless steel | 25 mm | DF-G1 110 | 1 m | PBAT43TSL5TA-VL |
| | | | DF-G2 280 | 2 m | PBAT46TSL5TA-VL |
| | | | DF-G3 1030 | | |
|  M6 | <ul style="list-style-type: none"> Plastic fiber 1 mm core diameter STEELSKIN sheathing Threaded Stainless steel | 12 mm | DF-G1 50 | 1 m | PBT43TMB5 |
| | | | DF-G2 135 | 2 m | PBT46TMB5 |
| | | | DF-G3 490 | | |



* Typical range shown is with a 2 m model



Tight Bend Fibers

- Minimal transmission loss under extreme bend radius
- Bend radius of 1-5 mm

Opposed Fibers

| Fiber Head | Description | Minimum Bend Radius | Typical Range* (mm) | Fiber Length | Model |
|----------------------------------------------------------------------------------------|-----------------------------------------------------------------------------------------------------------------------------------------------------------------------------------|---------------------|---------------------|--------------|----------------|
|  M4 | <ul style="list-style-type: none"> • 1 mm core diameter • Threaded Nickel plated brass • M2.5 threaded tip | 2 mm | DF-G1 140 | 2 m ✂️ | PIT46UHF |
| | | | DF-G2 365 | | |
| | | | DF-G3 1335 | | |
|  M4 | <ul style="list-style-type: none"> • Plastic fiber with flex relief • 1 mm core diameter • Threaded stainless steel • M2.6 threaded tip | 2 mm | DF-G1 190 | 1 m | PIAT43UHFTA-VL |
| | | | DF-G2 500 | ✂️ | PIAT46UHFTA-VL |
| | | | DF-G3 1830 | 2 m | |
|  M4 | <ul style="list-style-type: none"> • 1 mm core diameter • Threaded stainless steel • M2.5 threaded tip | 2 mm | DF-G1 155 | 2 m ✂️ | PIAT46UHFMFTA |
| | | | DF-G2 410 | | |
| | | | DF-G3 1500 | | |


* Typical range shown is with a 2 m model

Diffuse Fibers

| Fiber Head | Description | Minimum Bend Radius | Typical Range* (mm) | Fiber Length | Model |
|------------------------------------------------------------------------------------------|------------------------------------------------------------------------------------------------------------------------------------------------------|---------------------|---------------------|--------------|----------------|
|  M6 | <ul style="list-style-type: none"> • 1 mm core diameter • Threaded Nickel plated brass | 2 mm | DF-G1 35 | 2 m ✂️ | PBT46UHF |
| | | | DF-G2 90 | | |
| | | | DF-G3 330 | | |
|  M6 | <ul style="list-style-type: none"> • Plastic fiber with flex relief • 1 mm core diameter • Threaded stainless steel | 2 mm | DF-G1 55 | 1 m | PBAT43UHFTA-VL |
| | | | DF-G2 140 | ✂️ | PBAT46UHFTA-VL |
| | | | DF-G3 515 | 2 m | |
|  M4 | <ul style="list-style-type: none"> • 1 mm core diameter • Threaded stainless steel | 2 mm | DF-G1 45 | 2 m ✂️ | PBAT46UHFMFTA |
| | | | DF-G2 115 | | |
| | | | DF-G3 415 | | |

✂️ Cut to custom length

* Typical range shown is with a 2 m model




Retractable Fibers

- 10,000 or more repeat linear motion cycles
- Fiber is coiled to prevent tangle of loose cable

Opposed Fibers

| Fiber Head | Description | Minimum Bend Radius | Typical Range (mm) | Fiber Length | Model |
|------------------------------------------------------------------------------------------|-------------------------------------------------------------------------------------------------------------------------------------------------------------------|---------------------|--------------------|----------------------------------------------------------------------------------------------|----------|
|  M4 | <ul style="list-style-type: none"> • 1 mm core diameter • 10,000+ flexes • Threaded stainless steel • M2.5 threaded tip | 25 mm | DF-G1 200 | 2 m  | PIAT46UC |
| | | | DF-G2 525 | | |
| | | | DF-G3 1915 | | |
|  M4 | <ul style="list-style-type: none"> • 1 mm core diameter • 10,000+ flexes • Nickel plated brass • 89 mm long probe tip | 25 mm | DF-G1 200 | 2 m  | PIP46UC |
| | | | DF-G2 525 | | |
| | | | DF-G3 1915 | | |
|  M4 | <ul style="list-style-type: none"> • 1 mm core diameter • 10,000+ flexes • Nickel plated brass • M2.5 threaded tip | 25 mm | DF-G1 200 | 2 m  | PIT46UC |
| | | | DF-G2 525 | | |
| | | | DF-G3 1915 | | |

Diffuse Fibers

| Fiber Head | Description | Minimum Bend Radius | Typical Range (mm) | Fiber Length | Model |
|-------------------------------------------------------------------------------------------|------------------------------------------------------------------------------------------------------------------------------------------------------------------------------------------|---------------------|--------------------|----------------------------------------------------------------------------------------------|------------|
|  M6 | <ul style="list-style-type: none"> • 1 mm core diameter • 10,000+ flexes • Threaded Nickel plated brass • 89 mm long Stainless steel probe tip | 25 mm | DF-G1 30 | 2 m  | PBP46UC |
| | | | DF-G2 80 | | |
| | | | DF-G3 285 | | |
|  M6 | <ul style="list-style-type: none"> • 1 mm core diameter • 10,000+ flexes • Threaded stainless steel | 25 mm | DF-G1 30 | 2 m  | PBT46UCMNF |
| | | | DF-G2 80 | | |
| | | | DF-G3 285 | | |
|  M6 | <ul style="list-style-type: none"> • 1 mm core diameter • 10,000+ flexes • Stainless steel Ferrule tip | 25 mm | DF-G1 30 | 2 m  | PBF46UC |
| | | | DF-G2 80 | | |
| | | | DF-G3 285 | | |

 Cut to custom length



Tube Liquid Detection

- Detects liquid level through transparent tubing
- Includes mounting straps
- No contact with liquid

| Description | Minimum Bend Radius | Fiber Length | Model |
|--------------------------------------------------------------------------------------------------------------------------------------------------------|---------------------|--------------|-------------|
| <ul style="list-style-type: none"> • Plastic convergent fiber • 1 mm core diameter • Compatible with 2 mm-25 mm tubes | 2 mm | 2 m | PDI46U-LLD |
| | | 5 m | PDI415U-LLD |



Water Detection

- Opposed sensing solution
- Use with L2 lens and DF-G3LIR Fiber Amplifier

| Description | Minimum Bend Radius | Fiber Length | Model* |
|------------------------------------------------------------------------------------------------------------------------------------------------------------------------|---------------------|--------------|------------|
| <ul style="list-style-type: none"> • Glass opposed fiber • 1 mm core diameter • 12 mm M4 thread tip • Stainless Steel sheath | 25 mm | 1 m | IT43ST5-VL |
| | | 2 m | IT46ST5-VL |

* Sold individually




Probe Liquid Detection

- Teflon® encapsulated
- Output switches when tip immersed in liquid

| Description | Minimum Bend Radius | Fiber Length | Model |
|------------------------------------------------------------------------------------------------------------------------------------|---------------------|--------------|--------------|
| <ul style="list-style-type: none"> • Plastic fiber • 1 mm core diameter • Probe length is 16.5 mm | 2 mm | 2 m | PBE46UTMLLP |
| | | 5 m | PBE415UTMLLP |




Cut to custom length



High Temperature




- Terminated for use in plastic fiber sensors
- Stainless steel sheathing for harsh environments
- Can withstand temperatures up to 315 °C

Opposed Fibers

| Fiber Head | Description | Minimum Bend Radius | Typical Range* (mm) | Fiber Length | Model** |
|-----------------------------------------------------------------------------------------|---------------------------------------------------------------------------------------------------------------------------------------------------------------------------------------------------|---------------------|---------------------|--------------|---------------|
|  M4 | <ul style="list-style-type: none"> • Glass fiber • Rated 315° C at the tip • Stainless monocoil • Threaded Stainless steel • M2.5 threaded tip | 25 mm | DF-G1 120 | 2 m | IMT.756.6S-HT |
| | | | DF-G2 320 | | |
| | | | DF-G3 1160 | | |
|  M4 | <ul style="list-style-type: none"> • Glass fiber • Rated 249° C at the tip • Stainless monocoil • Threaded Stainless steel • M2.5 threaded tip | 25 mm | DF-G1 205 | 1 m | IT43ST5-VL |
| | | | DF-G2 540 | 2 m | IT46ST5-VL |
| | | | DF-G3 1965 | | |
|  M4 | <ul style="list-style-type: none"> • Glass fiber • Rated 249° C at the tip • Stainless monocoil • Threaded Stainless steel • M2.5 threaded tip | 25 mm | DF-G1 255 | 1 m | IAT43ST5TA-VL |
| | | | DF-G2 665 | 2 m | IAT46ST5TA-VL |
| | | | DF-G3 2425 | | |

* Typical range shown is with a 2 m model
** Sold individually

Diffuse Fibers





| Fiber Head | Description | Minimum Bend Radius | Typical Range* (mm) | Fiber Length | Model |
|-------------------------------------------------------------------------------------------|----------------------------------------------------------------------------------------------------------------------------------------------------------------------|---------------------|---------------------|--------------|---------------|
|  M4 | <ul style="list-style-type: none"> • Glass fiber • Rated 315° C at the tip • Stainless monocoil • Threaded Stainless steel | 25 mm | DF-G1 60 | 1 m | BMT13.33S-HT |
| | | | DF-G2 160 | 2 m | BMT16.6S-HT |
| | | | DF-G3 580 | | |
|  M4 | <ul style="list-style-type: none"> • Glass fiber • Rated 249° C at the tip • Stainless monocoil • Threaded Stainless steel | 25 mm | DF-G1 70 | 1 m | BT63ST5-VL |
| | | | DF-G2 185 | 2 m | BT66ST5-VL |
| | | | DF-G3 675 | | |
|  M4 | <ul style="list-style-type: none"> • Glass fiber • Rated 249° C at the tip • Stainless monocoil • Threaded Stainless steel | 25 mm | DF-G1 80 | 1 m | BAT63ST5TA-VL |
| | | | DF-G2 210 | 2 m | BAT66ST5TA-VL |
| | | | DF-G3 765 | | |

* Typical range shown is with a 2 m model

Fiber Accessories

Lenses

- Screw on lenses to focus the light beam even more
- Fixed/adjustable focus lenses have very small light spot for detecting small objects

| Adjustable Focus | Opposed Fibers (for longer range) | | | Fixed Focus | |
|-----------------------------------------------------------------------------------------------------------------------------------------|-------------------------------------------------------------------------------------------------------------|--------------------------------------------------------------------------------------------------------------------------------------------|------------------------------------------------------------------------------------------------------------------------------------------|---------------------------------------------------------------------------------------------------------------------------------------------|-------------------------------------------------------------------------------------------------------------------------------------------|
|  |  |  |  |  |  |
| LZ3C8 | L2 | L2RA | L08FP | L4C6 | L4C20 |
| <ul style="list-style-type: none"> • Accepts M3 threaded fibers • Beam spot \varnothing 0.5-3.2 mm | <ul style="list-style-type: none"> • Accepts M2.5 threaded fibers • Range extension | <ul style="list-style-type: none"> • Accepts M2.6 threaded fibers • 90° beam deflection • Range extension | <ul style="list-style-type: none"> • Accepts 2.2 mm outer diameter fiber jacket • M8 x 1.0 threaded acrylic lens | <ul style="list-style-type: none"> • Accepts M4 threaded fibers • Beam spot \varnothing 0.25 mm @ 6 mm | <ul style="list-style-type: none"> • Accepts M4 threaded fibers • Beam spot \varnothing 4 mm @ 20 mm |

Brackets

| | | | |
|-----------------------------------------------------------------------------------------------------------------|-----------------------------------------------------------------------------------------------------------------|-----------------------------------------------------------------------------------------------------------------|-----------------------------------------------------------------------------------------------------------------|
|  |  |  |  |
| SMBFP3 | SMBFP4 | SMBFP4N | SMBFP6 |
| <ul style="list-style-type: none"> • Mounting hole for M3 threads • 304 Stainless Steel | <ul style="list-style-type: none"> • Mounting hole for M4 threads • 304 Stainless Steel | <ul style="list-style-type: none"> • Mounting hole for M4 threads • 304 Stainless Steel | <ul style="list-style-type: none"> • Mounting hole for M6 threads • 304 Stainless Steel |

Plastic Fiber Cutter

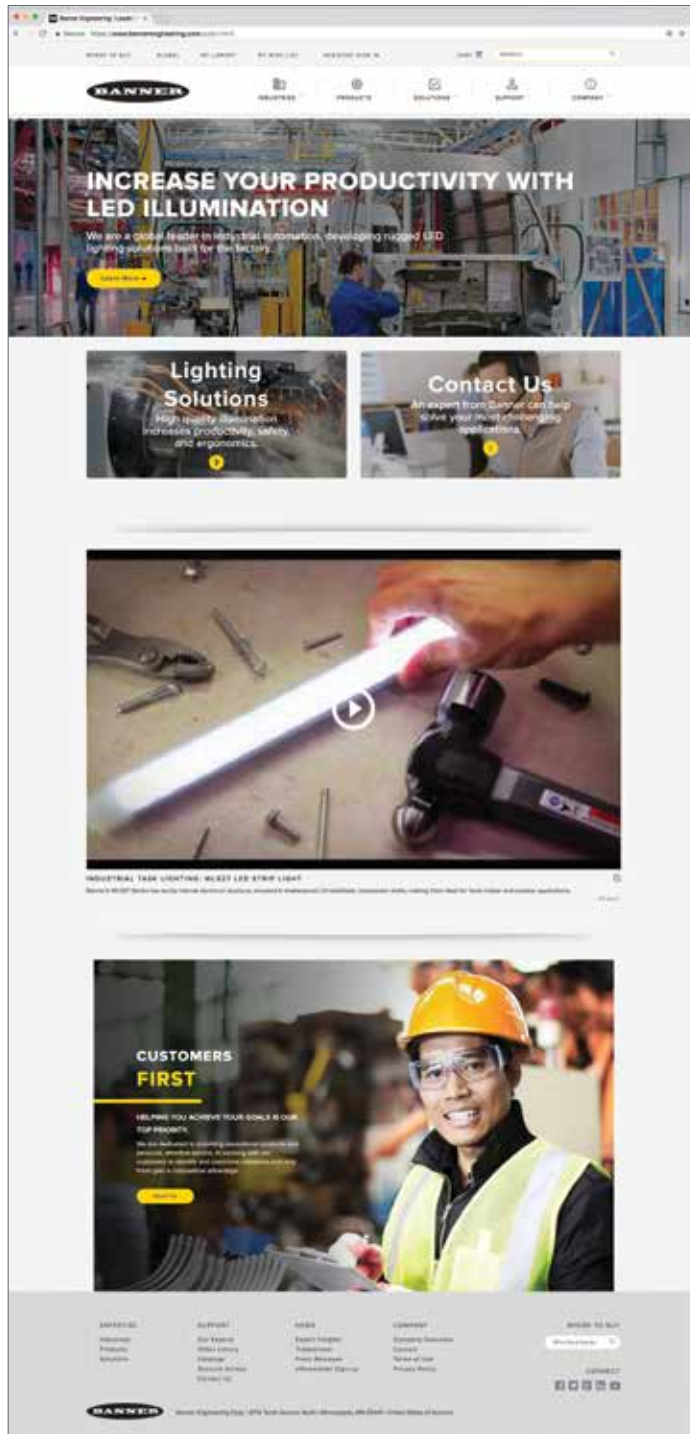


PFC-4 (qty 1)
PFC-4-100 (qty 100)

More Information Online

For the latest products, brackets, cordsets, accessories, and new solutions, find us on the web at www.bannerengineering.com.

You also have access to more detailed information such as engineering drawings, complete specifications, installation instructions, product configurators and product videos.





Banner Engineering Corp.

9714 Tenth Avenue North • Minneapolis, Minnesota 55441
763-544-3164 • 1-888-373-6767

www.bannerengineering.com